

# The CLUES-Project







## Constrained Local Universe Simulations

Stefan Gottlöber  
Leibniz-Institut für Astrophysik Potsdam (AIP)

Potsdam  
August 26, 2014

## Collaborators

- Yehuda Hoffman (HU, Jerusalem)
- Gustavo Yepes, Alexander Knebe, Arianna DiCintio (UAM, Madrid)
- Brent Tully (IfA, Hawaii)
- Helene Courtois (IPNL, Lyon)
- Jenny Sorce (IPNL, Lyon and AIP, Potsdam)
- Alejandro Benitez-Llambay, Mario Abadi (Cordoba)
- Julio Navarro (Victoria)
- Noam Libeskind, Steffen Heß, Francisco Kitaura, Matthias Steinmetz (AIP, Potsdam)
- and others



**CLUES** | People | Simulations | Talks | Articles | Image Gallery | Movies | Observations


» CLUES  Search

Sitemap  
Imprint

## CLUES - Constrained Local Universe Simulations

The [Local Group](#) and its environment is the most well observed region of the universe. Only in this unique environment can we study structure formation on scales as small as that of very low mass dwarf galaxies. The main goal of the CLUES-project is to provide [constrained simulations](#) of the local universe designed to be used as a numerical laboratory of the current paradigm. The simulations will be used for unprecedented analysis of the complex dark matter and gasdynamical processes which govern the formation of galaxies. The predictions of these experiments can be easily compared with the detailed observations of our galactic neighborhood.

[Stefan Gottlöber](#)   [Hélène Courtois](#)   [Yehuda Hoffman](#)   [Anatoly Klypin](#)   [Gustavo Yepes](#)



Dark matter distribution in our Local Universe in two different simulations: a box with 160 Mpc/h side length (big picture) and with 64 Mpc/h side length (inset panel).

See the [Image Gallery](#) for more information and further images.

**News**

- 1 Constrained Simulations
- 2 The Local Volume simulations
- 3 The Local Group simulations
- 4 Outlook

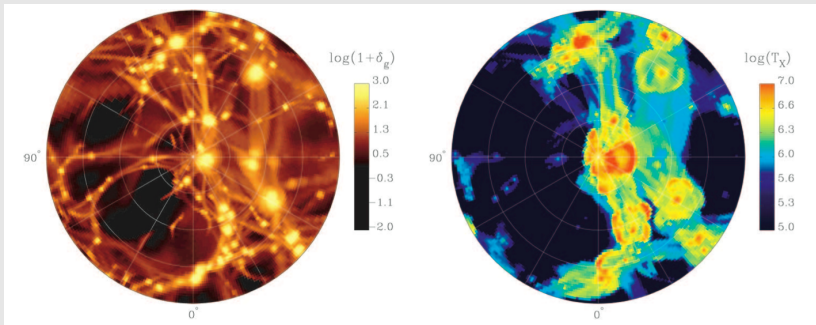
## Why are we interested in the Local Universe?

- The local neighbourhood of the Milky Way is the most well known piece of the universe.
- Thus it is an ideal place to test on small scales models of structure formation against observations, for example number of dwarfs in the local volume (Klypin 2014).
- However, the local universe is not a representative part of the universe. It is dominated by the Local Group with two massive galaxies, the huge Local Void and a few clusters which build together the Laniakea Supercluster (Brent Tully, lani = sky, heaven, akea = broad, wide).
- Constrained simulations are an ideal tool to compare theoretical predictions (computer experiments) with local observations

# A short (and incomplete) history of constrained simulations

- Kolatt T. et al. APJ 458 (1996), 419, “Simulating our Cosmological neighborhood: Mock catalogs for velocity analysis”
- Bistolas V., Hoffman Y., APJ 492 (1998), 439 “Nonlinear constrained realisations of the large scale structure”
- Klypin A. et al, APJ 596 (2003), 19, “Constrained Simulations of the Real Universe: the Local Supercluster”
- Lavaux G., MNRAS 406 (2010), 1007 “Precision constrained simulation of the local universe”
- Heß S. et al., MNRAS 435 (2013), 2065 “Simulating Structure Formation of the Local Universe”
- Wang H. et al., astro-ph/1407.3451 (2014), “ELUCID - Exploring the Local Universe with reConstructed Initial Density field I: Hamiltonian Markov Chain Monte Carlo Method with Particle Mesh

## Constrained simulations




- left: Sky map of the density in the Local Supercluster (Virgo close to the center, Local Void in the bottom left quadrant)
- right: Sky map of X-ray emission-weighted temperature
  - Kravtsov A. et al. APJ 563 (2002), 571 “Constrained Simulations of the real universe II. Observational signatures of intergalactic gas in the local supercluster region”

# CLUES


## Constrained Local UniversE Simulations



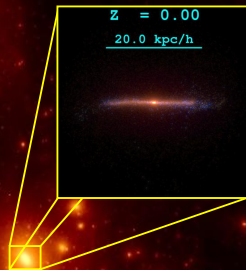
# The CLUES Local Group



Andromeda




M33



# Observational data and constraints for CLUES

- Wiener Filter (Zaroubi et al., 1995)
- Hoffman-Ribak algorithm (Hoffman & Ribak, 1991)
- Radial velocity field (MARK III, Willick et al., 1997, Tonry 2001, Karachentsev 2004)
- Nearby cluster positions (Reiprich & Böhringer, 2002)
  
- CosmicFlows-2 (Courtois, Tully 2013)
- Reverse Zeldovich Approximation (Doumler et al. 2012, Sorce et al 2014)
- Grouping of velocity data (Tully 2014)

180 Mpc/h




COMA

VIRGO

GA


PERSEUS





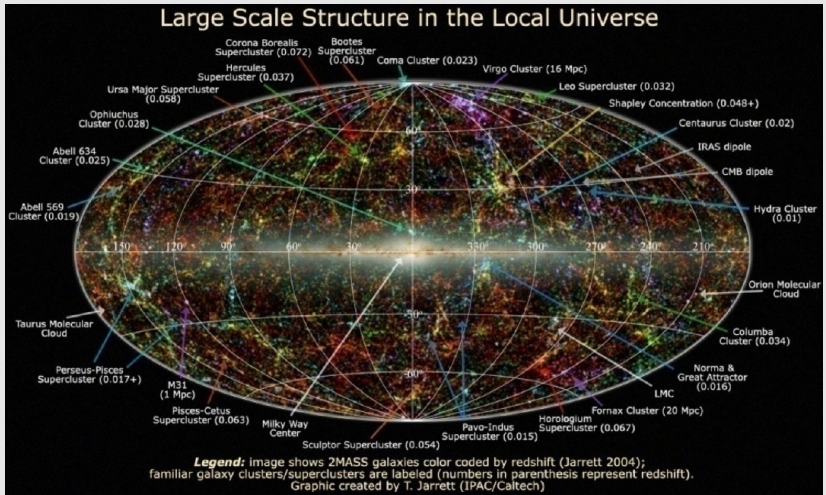
$160h^{-1}\text{Mpc}$   
Anatoly  
Klypin

$64h^{-1}\text{Mpc}$   
Gustavo  
Yepes



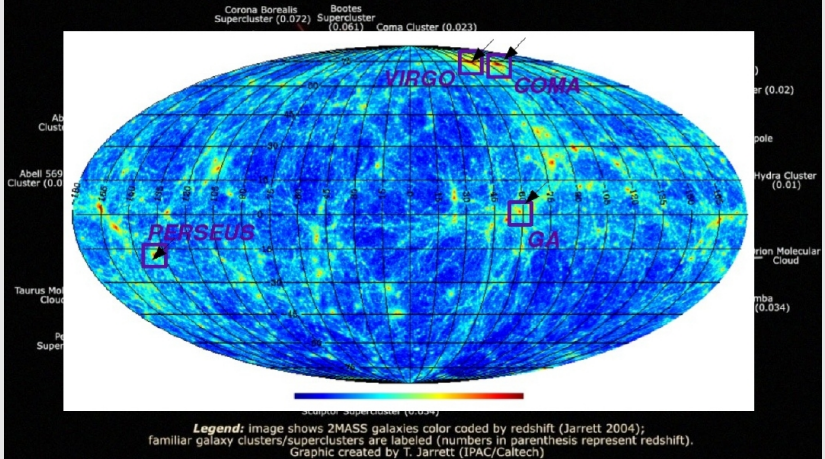
# The Local Volume simulations

# The Local Volume

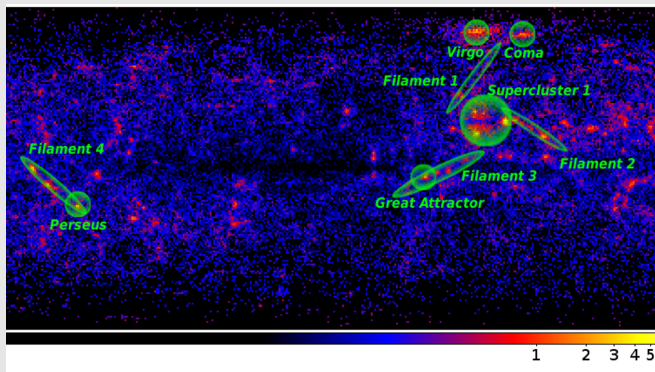


# The Local Volume

## Large Scale Structure in the Local Universe



# Fermi Simulation

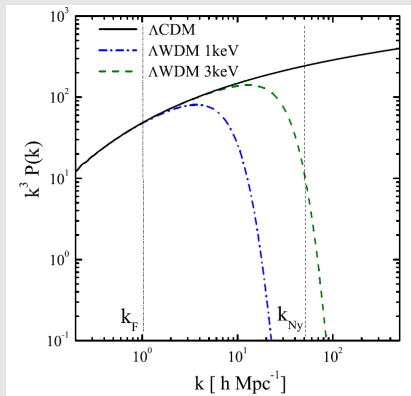


Gamma-ray photon counts (100 MeV - 10 GeV) which Fermi would detect in 5 years of an all sky survey

Cuesta et al. ApJ 2011



# Cold vs. Warm Dark Matter

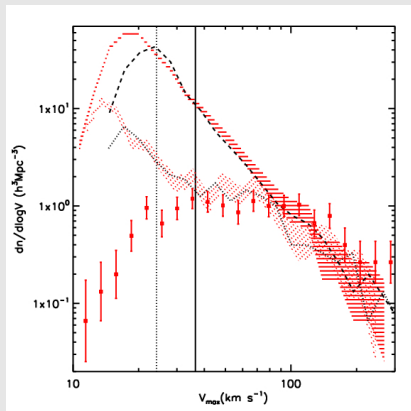


## WMAP3

- $h = 0.73$
- $\Omega_m = 0.24$
- $\Omega_{bar} = 0.042$
- $\sigma_8 = 0.75$
- $n = 0.95$
- $m_{\text{WDM}} = 1\text{keV}$  lower limit
- $k_{\text{peak}} = 3.7h\text{Mpc}^{-1}$

less small scale power  $\implies$  less small scale structure

# ALFALFA observations in Virgo direction



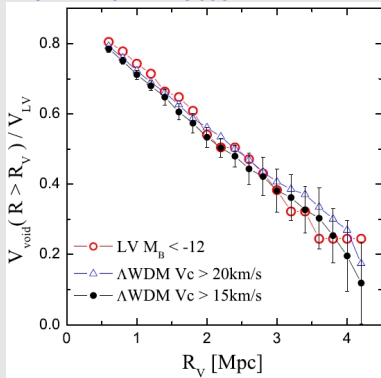
Zavala et al. (2009)

## velocity function

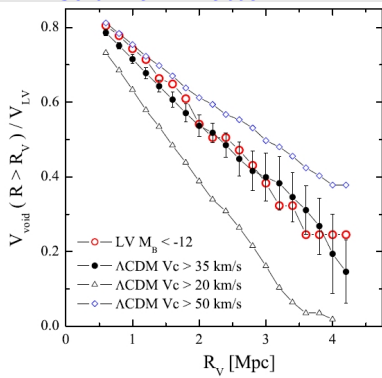
- squares with error bars: galaxies taken from the ALFALFA catalog with distances lower than  $20h^{-1}\text{Mpc}$
- predictions from the constrained simulation
  - $\Lambda\text{CDM}$ : dashed red area
  - $\Lambda\text{WDM}$ : dotted red area
  - dashed/dotted line: disk baryon fraction as function of halo mass (SN feedback)

# Spectrum of mini-voids in the local volume $R < 8h^{-1}M_{\odot}$

## Warm Dark Matter



## Cold Dark Matter



Tikhonov and Klypin (2009), Tikhonov et al. (2009)

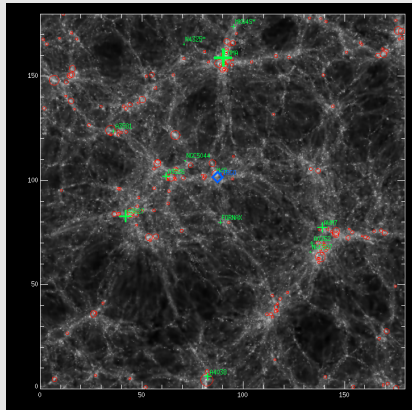
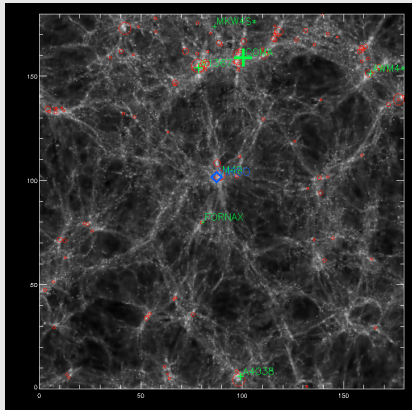
# KIGEN - an alternative method

Reconstruction of Gaussian initial conditions with KIGEN (Kitaura 2012)

- observational data: 2MRS redshift survey
  - full sky (small ZOA)
  - positions and redshifts are used
- KIGEN algorithm
  - assuming  $\Lambda$ CDM priors
  - constructing the redshift zero distribution by Augmented Lagrangian Perturbation Theory (ALPT) (Kitaura, Heß 2013)
  - comparison with the observed galaxy distribution
  - selecting the best tracers
  - iterative improvement of the ICs until convergence


# A 180 Mpc/h CR box

The simulated local universe (Heß S. et al., 2013)



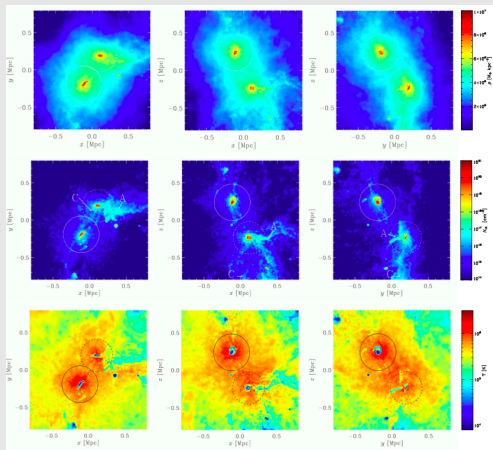
# The Local Group simulations

## Gas distribution in the local group



- box  $64h^{-1}\text{Mpc}$
- $4096^3$  particles locally
- DM particles:  
 $2.1 \times 10^5 h^{-1}M_{\odot}$
- gas particles:  
 $4.4 \times 10^4 h^{-1}M_{\odot}$
- force resolution:  
 $0.15h^{-1}\text{kpc}$

# Gas distribution in the local group

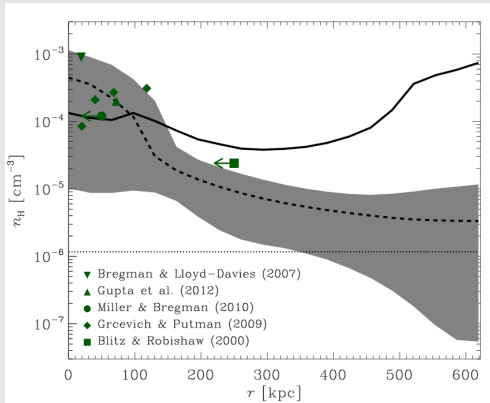


- gas density (upper panel)
- HI column density (middle panel)
- temperature (lower panel)
- virial radius (circles)

S. Nuza et al. (2013)



# Gas distribution in the local group

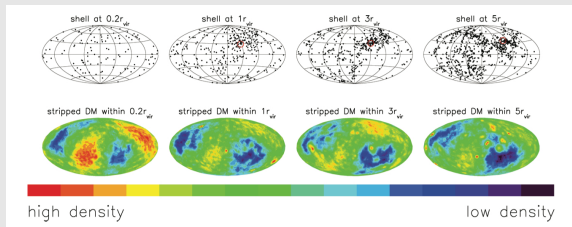
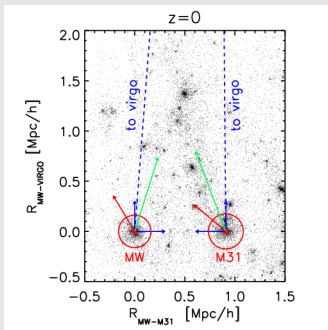


S.

Nuza et al. (2013)

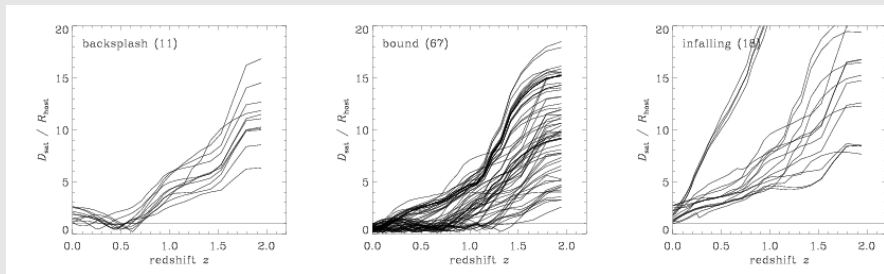
- hydrogen number density profile
- shaded area: standard deviation over random directions
- thick line: direction to Andromeda

# Preferential infall



Libeskind et al. (2011)

## Backsplash galaxies



a substantial fraction of halos outside of the virial radius of the massive host halos have been inside the virial radius before

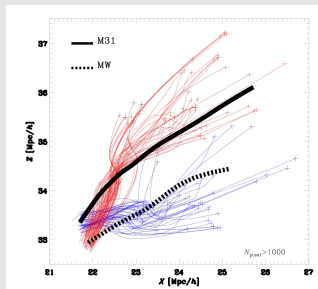
Knebe et al. MNRAS 2011

## Renegade galaxies

$z$	=	0.0	0.05	0.16	0.23	0.29	0.68
$D_{\text{MW-M31}}$	=	545	600	700	750	800	1000
$N$	=	128	107	26	7	1	0
$p$	=	5%	4%	1%	<1%	<1%	0%

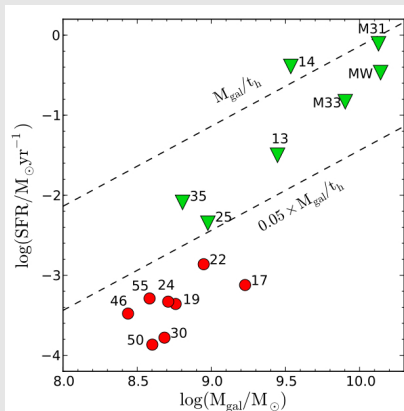
The number of renegade satellites (with  $N_{p,\text{sat}} \geq 20$ ,  $M_{\text{sat}} > 4.1 \times 10^6 h^{-1} M_{\odot}$ ) as a function of redshift  $z$  and distance  $D_{\text{MW-M31}}$  (as measured in  $h^{-1} \text{kpc}$ ), respectively.

infall of satellites



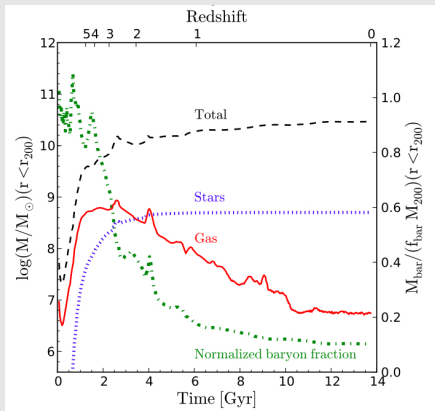
renegade satellites

# Dwarfs in the Local Group



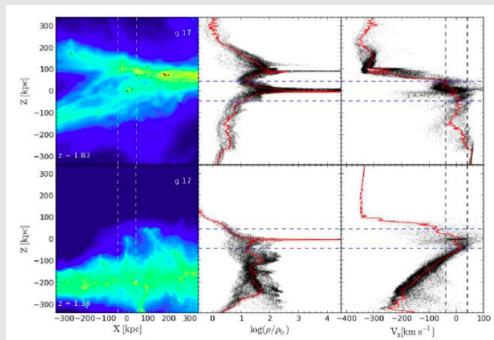
- isolated dwarfs without interactions with one of the massive galaxies in the past
- all within a sphere of  $R = 1.5 \text{ Mpc}/h$  of the center of the Local Group
- triangles: galaxies that form stars at rates comparable to their past average
- circles: star formation has largely ceased

# Dwarfs in the Local Group



- masses within the virial radius of galaxy 30
- sudden loss of baryons at  $z \approx 2$
- ram pressure arising from crossing a large-scale pancake

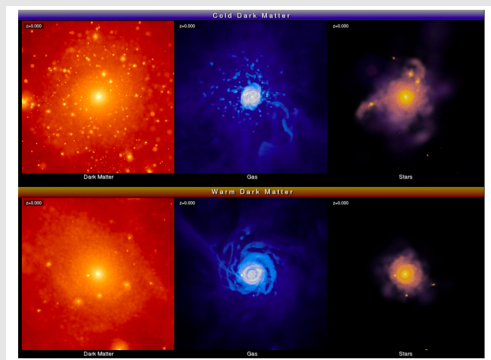
# Cosmic web stripping



Alejandro Benitez-Llambay et al. (2013), movies made by Alejandro

- gas from the halo is removed by the cosmic web environment due to ram pressure
- **Cosmic Web Stripping**


## Cold vs Warm Dark Matter



- more substructures in the dark matter distribution of the “CDM galaxy”
- also more substructures in gas and stars



# Cold vs Warm Dark Matter



- different dynamics in the CDM and WDM “local groups”
- still expanding in WDM

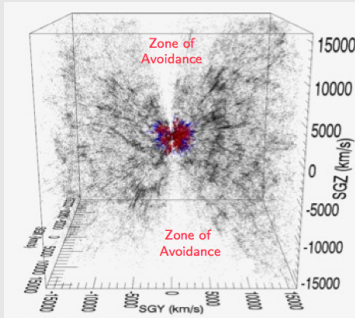
# The evolution of the Local volume

## XII. Dwarf galaxies and reionization (Thursday morning)

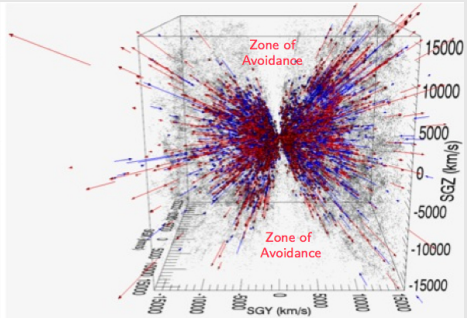
- Ilian Iliev: Radiative feedback of the first objects and its effects on galaxy formation and the IGM
- Pierre Ocvirk: A hydro–radiative solution to the missing satellite problem?
- Alejandro Benitez-Llambay: The imprint of reionization on the star formation histories of dwarf galaxies

# Simulations based on CosmicFlows2 data and the Reverse Zeldovich Approximations (RZA)

# CosmicFlows



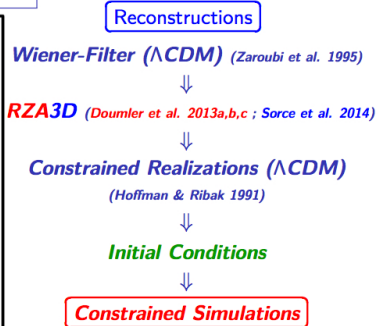
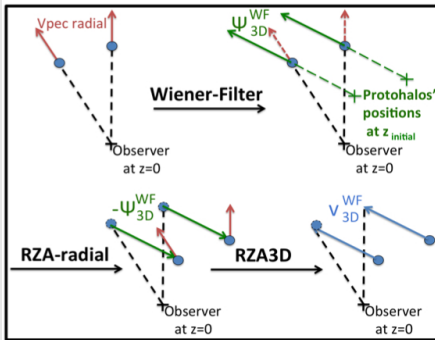
**Cosmicflows-1**  
about 2000 constraints  
*Tully et al. 2008*



**Cosmicflows-2**  
about 8000 constraints  
*Tully et al. 2013*

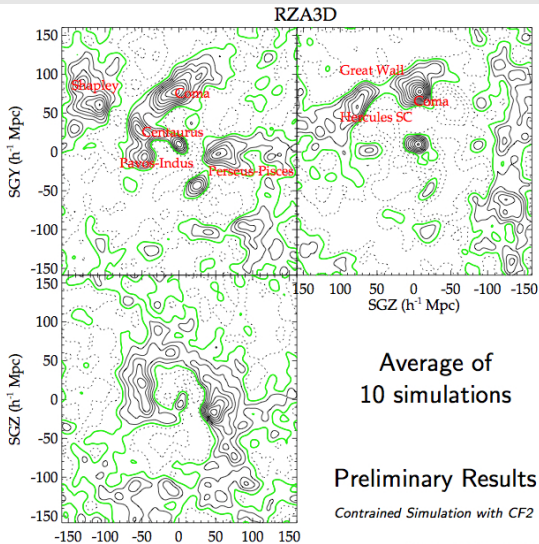
# RZA

## Reverse Zel'dovich Approximation

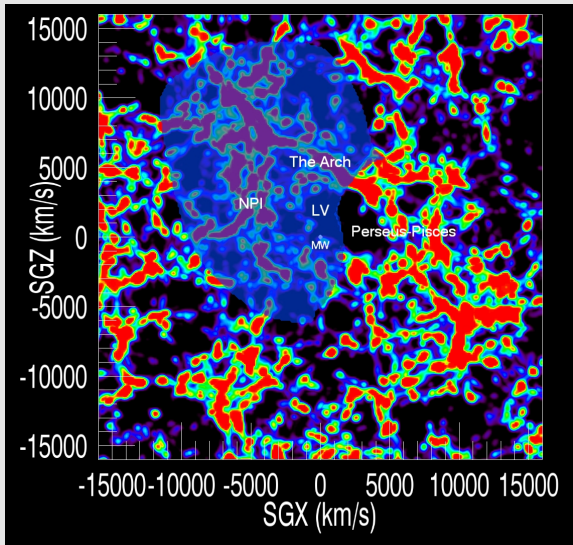


Jenny Sorce (2014)

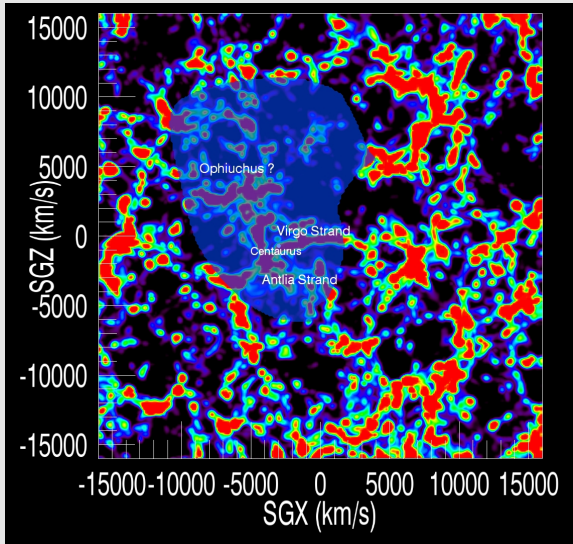
## Constrained simulations from Cosmic Flows 2



## Constrained simulations from Cosmic Flows 2



## Constrained simulations from Cosmic Flows 2





# CosmoSim database

**CosmoSim**

The CosmoSim database provides results from cosmological simulations performed within different projects: the **MultiDark project**, the **BolshoiP project**, and the **CLUES project**.

**MULTIDARK**  
Multi-messenger Approach  
For Dark Matter Detection

The Spanish MultiDark Consolider project supports efforts to identify and detect matter, including dark matter simulations of the universe.

MDR1  
MDPL  
Bolshoi

**BolshoiP**  
Cosmological Simulations

The BolshoiP project contains a simulation like Bolshoi, with the same box size and resolution, but with Planck cosmology.

BolshoiP

**CLUES**  
Constrained Local Universe Simulations

The CLUES project deals with constrained simulations of the local universe, partially with gas and star formation.

Clues3\_LGDM  
Clues3\_LGGas

[Register to CosmoSim](#)

**AIP**  
Astrophysical Institute Potsdam

CosmoSim.org is hosted and maintained by the Leibniz-Institute for Astrophysics Potsdam (AIP).

**GAVO**  
German Astrophysical Virtual Observatory

It is a contribution to the German Astrophysical Virtual Observatory.

Please visit the linked sites for more information about the projects and about the appreciated form of acknowledgment, if the data is used in a scientific publication or proposal. The MultiDark simulations MDR1 and MDPL as well as the Bolshoi simulation are also available via the **MultiDark database**.

<http://www.cosmosim.org/>

Kristin Riebe, Adrian Partl, Harry Enke

Project supported by MultiDark and the German Astrophysical Virtual Observatory (GAVO)

Simulations performed at LRZ Munich, BSC Barcelona, JSC Juelich, NAS Ames

# Summary

- **Constrained numerical simulations are an important tool to study the formation of the observed structures in the local universe. In particular locally observed dwarfs are a target of such simulations.**
- **The CF2 data together with the improved reconstruction technique substantially improve the quality of our constrained simulations**
- **An increasing number of both constrained and unconstrained simulations are available at the CosmoSim database of AIP.**